

# WINN CARE

F r a n c e

4 Le Pas du Château  
85670 SAINT PAUL MONT PENIT

TEL : +33 (0)2 51 98 55 64

FAX : +33 (0)2 51 98 59 07


Email : [info@medicatlantic.fr](mailto:info@medicatlantic.fr)

Site Internet : <http://www.winncare.fr>

## USER'S MANUAL SHOWER-TROLLEY C4300



CE



Avec Ecofolio  
tous les papiers  
se recyclent.

<b>1. TRANSPORT AND STORAGE</b>	<b>2</b>
<b>2. STORAGE</b>	<b>3</b>
<b>3. ASSEMBLY CONDITIONS</b>	<b>3</b>
<b>3.1. SET-UP</b>	<b>3</b>
<b>3.2. INSTALLING ACCESSORIES</b>	<b>3</b>
3.2.1. CLOTHES BASKET	3
<b>4. USE</b>	<b>3</b>
<b>4.1. PURPOSE OF THE SHOWER-TROLLEY</b>	<b>3</b>
<b>4.2. GENERAL DESCRIPTION</b>	<b>3</b>
<b>4.3. TECHNICAL CHARACTERISTICS</b>	<b>4</b>
<b>4.4. MECHANICAL AND DIMENSIONAL CHARACTERISTICS</b>	<b>4</b>
<b>4.5. Use</b>	<b>4</b>
4.5.1. HYDRAULICALLY-ADJUSTABLE HEIGHT	4
4.5.2. CENTRAL BRAKING (OPTIONAL)	5
4.5.3. SIDE RAILS	5
4.5.4. WASHING	6
<b>4.6. PRECAUTIONS FOR USE</b>	<b>6</b>
<b>5. MAINTENANCE CONDITIONS</b>	<b>6</b>
<b>5.1. IDENTIFICATION</b>	<b>6</b>
<b>5.2. TECHNICAL MAINTENANCE</b>	<b>7</b>
<b>5.3. CLEANING</b>	<b>7</b>
<b>5.4. DISINFECTION</b>	<b>7</b>
<b>5.5. WORKING LIFE SPAN</b>	<b>7</b>
<b>5.6. WARRANTY</b>	<b>7</b>
<b>6. DISPOSAL</b>	<b>7</b>

Dear Sir/Madam,

You have acquired a WINNCARE medical product and we thank you for your custom. Our products are designed and manufactured in compliance with the essential requirements and they are tested in their commercial configurations, so as to ensure you maximum safety and performance. As a result, maintenance of the contracted good's warranty depends on compliance with the conditions for use recommended by WINNCARE and the use of original accessories, which also guarantees you safe use of the product and its accessories.


## 1. TRANSPORT AND STORAGE

**IMPORTANT:** When transporting the wash-trolley, it is essential to clip the tube at the points designed for this purpose, under the top of the stretcher.

Whilst the shower-trolley is in its original packaging, it must be transported according to the instructions on that packaging (This side up, Top, Bottom, Fragile, etc). In this case, the pack must not be stacked.



It is strictly forbidden to stack packages weighing over 60kg/m<sup>2</sup>, whatever position they are in.



## 2. STORAGE

The shower-trolley must be stored in room at 5–40°C with the same requirements as for transport.

## 3. ASSEMBLY CONDITIONS


### 3.1. Set-up

Remove the protective packaging, tapes and hoops.

### 3.2. Installing accessories

#### 3.2.1. Clothes basket

The clothes basket is positioned under the head of the trolley.



## 4. USE

### 4.1. Purpose of the shower-trolley

The shower-trolley is designed for the washing of patients with the aid and under the supervision of the staff in charge of this.

### 4.2. General description

The wash-trolley in our possession consists of ① a hydraulic adjustable height trolley by crosspieces, mounted on a base with four wheels with a diameter of 100mm (nearly 4"), one of which can change direction (central braking optional); ② a stretcher with a foam mattress and PVC sheet; ③ collapsible side rails, a pillow and ④ a drainage system.



### 4.3. Technical characteristics

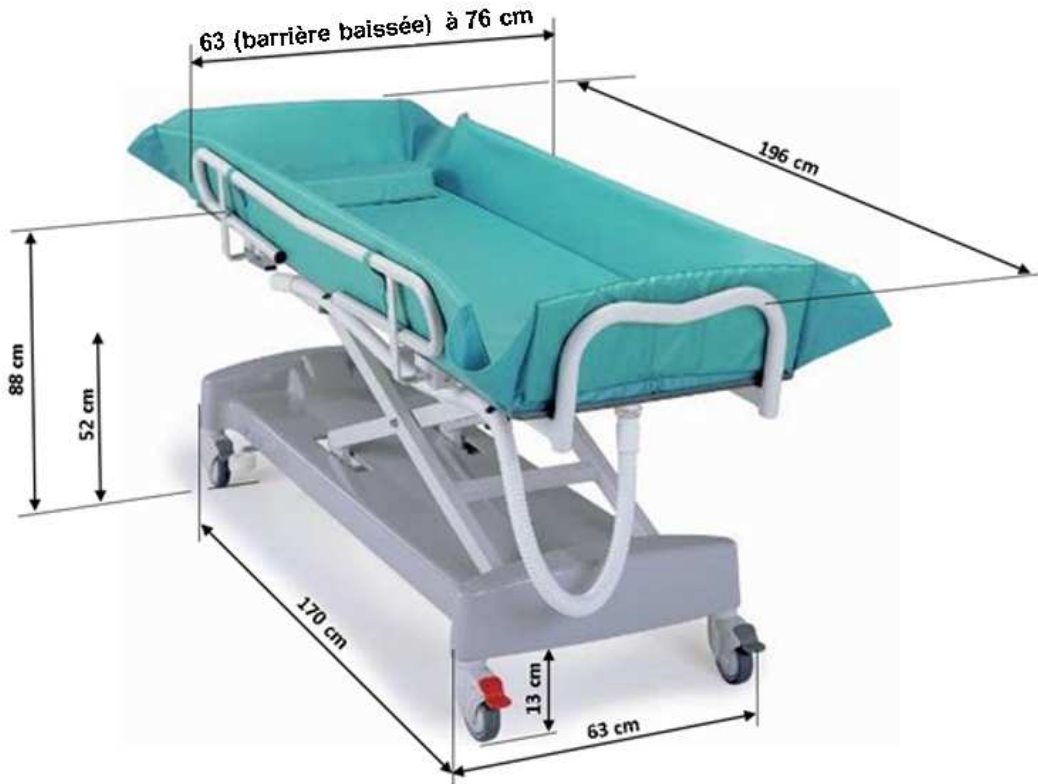
Jack of variable height: COMPACT M5 10000 N

### 4.4. Mechanical and dimensional characteristics

Normal working load: 170kg (or 26½ stones) (patient + water: 155 kg ; accessories: 15kg)

Maximum load lifted: 250kg (or 39½ stones)

Weight of shower-trolley: 79kg (or 12½ stones)



Height: 520mm / 875mm (1'8½" / 2'10½") at the highest point and over the sheet (plus 20mm (¾") for the central braking option)


Maximum height: 1043mm (3'5")

### 4.5. Use

Carry out several trial runs to familiarise yourself with how the wash-trolley works.

#### 4.5.1. Hydraulically-adjustable height

To raise the trolley, pump the height pedal until it reaches the desired level.



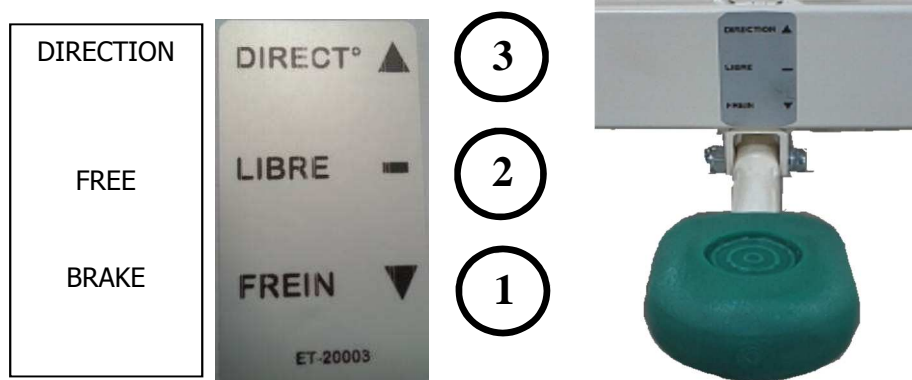
To lower it, lift the pedal at the foot of the stretcher or press the side pedals until the desired height is reached, then let go.

#### 4.5.2. Central braking (optional)

When the trolley does not need to be moved, apply the brakes by stepping on the pedal at the foot of the stretcher. (position 1)

Check that the wheels are locked by trying to move the trolley.


You have two more positions: the free-wheel position (2) and the directional wheel position (3).



#### 4.5.3. Side rails

The side rails must be moved by someone not on the stretcher. He or she must make sure that nothing is in their way.

To lower the side rails :



With one hand, grasp the side rail, and use the other hand to lift the locking system and slide towards the head of the stretcher (marked as ①). The side rail can then be pushed down (marked as ②).

To raise the side rail :

Grasp the side rail with one hand, check that it is in full lock at the head end, lift it upwards and slide it towards the foot of the stretcher. Make sure that it is properly locked by trying to slide it back towards the head.

The permitted loads (see shower-trolley characteristics) must be evenly spread over the surface of the top of the stretcher.



While transporting and washing the patient, put the side rails.

#### 4.5.4. Washing

Before washing the patient, make sure that the water will drain off down the drain.



During the wash, you can stop the water from draining with a bung; however, the water level must not go 30mm over it. When draining, make sure the end of the pipe takes the water away down the drain.

#### 4.6. Precautions for use

Before use, it is indispensable to pay close attention to these instructions. They contain advice on use and maintenance for your safety.



The user or staff must be informed of the risks involved in using the shower-trolley and prevent children from using it.

The shower-trolley is a piece of medical equipment, and thus we inform you that it must not be altered and that you must ensure traceability. If you use different types of medical equipment, you must carry out a risk analysis and make a CE declaration.



Use only parts and accessories supplied by **WINNCARE** in order to ensure safety and keep the product in line with regulations.

Improper use of the shower-trolley can lead to the risk of deterioration or accidents for users, and thus would void the warranty. Improper use means not adhering to the precautions and maintenance instructions, or any use unconnected to its normal use such as: several people using the trolley at the same time, outdoor use, use on a slope steeper than 5° etc.

### 5. MAINTENANCE CONDITIONS

#### 5.1. Identification



## 5.2. Technical maintenance

The medical equipment must be carefully examined at least once a year for safety.

A visual check must be made of the wheels with brakes, the height adjustment and all screws and parts either holding the equipment together or allowing movement.

## 5.3. Cleaning

Clean the structure with soapy water and a soft cloth or sponge, then rinse and wipe.

## 5.4. Disinfection

Isolate the equipment in a disinfection room equipped with a particle filtration system and drainage for the washing of walls and floors after disinfection.

Use a disinfectant which kills bacteria, fungi and viruses, either by spraying it evenly over the surfaces or by applying it with a single-use cloth, or by spraying a disinfectant aerosol from 30cm (1ft) away.

Leave to dry, and isolate the disinfected equipment from other non-disinfected equipment using a film indicating the date of disinfection.



Adhere to the usage precautions given on the disinfectant products.

## 5.5. Working life span

Under normal use and maintenance conditions, the shower-trolley lasts 5 years.

## 5.6. Warranty

- All our products are guaranteed not to have any manufacturing defects under normal conditions of use and maintenance.
- Not covered are man-hours corresponding to changing structures or parts under warranty.
- Regarding the warranty duration specific to each product, please check the general conditions of sale.
- In any correspondence regarding possible maintenance, it is essential to quote the identification information on the shower-trolley and its jack, if applicable.
- Replacement is carried out via the supplying of original parts within the duration of the warranty by our resale network determining the start of the period of warranty.
- In order to allow proper application of this warranty and also to avoid any billing, it is compulsory to return any faulty parts.

## 6. DISPOSAL

The product must be disposed of if essential requirements are not met, i.e. when the product no longer has its initial characteristics and has not been recalled.

It is then necessary to take measures to make the product unusable for its purpose.

When disposing of the product, environmental regulations must be adhered to.

**WINCARE**

**F r a n c e**

***4 Le Pas du Château***  
**85670 SAINT PAUL MONT PENIT**  
**TEL : +33 (0)2.51.98.55.64**  
**FAX : +33 (0)2.51.98.59.07**  
**Email : [info@medicatlantic.fr](mailto:info@medicatlantic.fr)**  
**Site Internet : <http://www.winnicare.fr>**